

# CAS Cloud Conferencing Getting Started

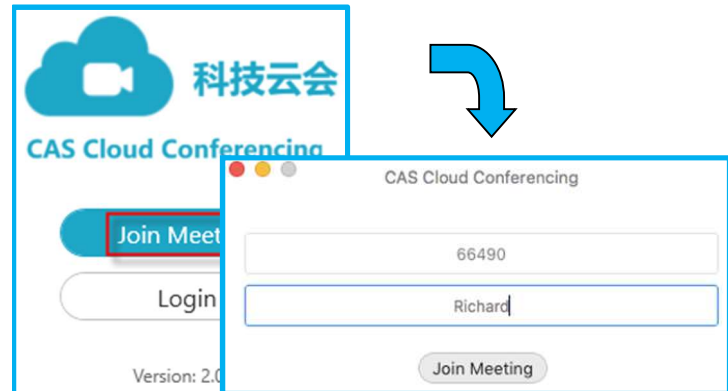
## I . Installation

1、 Download and install from  
<https://cc.cstcloud.cn/download>  
(NOT support Windows XP)

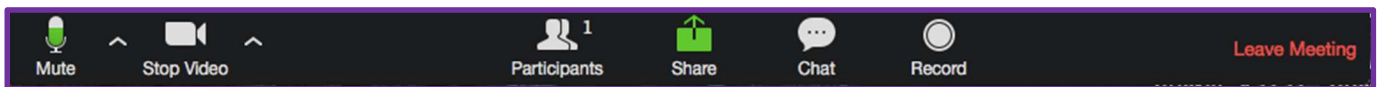
2.Scan QR code



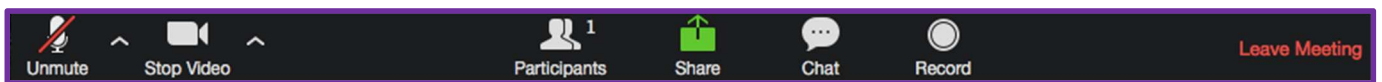
## II . Join a meeting



## III. Mute and Unmute



When others are speaking, please click on the microphone icon to mute yourself.



When you are ready to speak, please click on the microphone icon to unmute yourself.

## IV. Share the screen

